

MONIKA SOSNOWSKA



POLAND
b.1972

SOSNOWSKA DOES BIG-
INSTALLATIONS FOR
MUSEUM'S GALLERIES,
GETTING HER WSPiration
IN WARSAW,
A CITY WHOSE
ARCHITECTURE
HAS CHANGED A LOT.

SCULPTURES
INSTALLED
IN SPACE

THE ARTIST TRANSFORMS
ARCHITECTURAL ELEMENTS
INTO SCULPTURES.

SCALE •

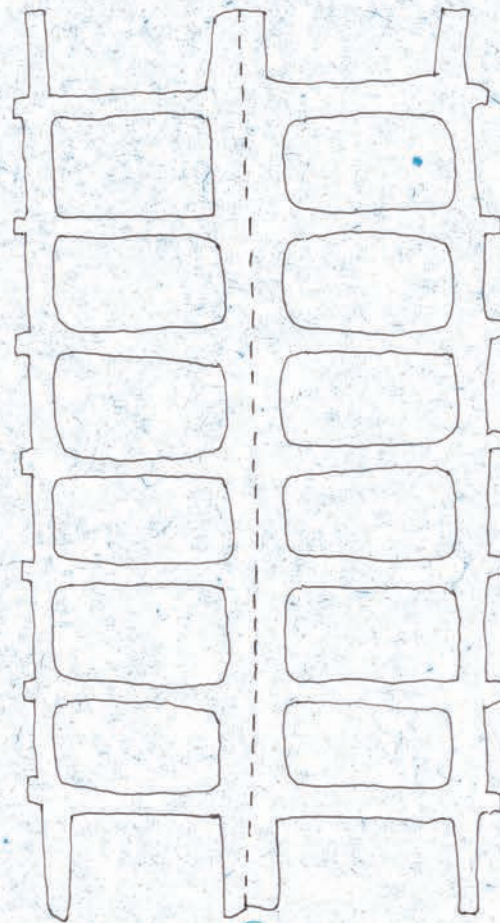

DECONSTRUCTION •

ALICE IN WONDERLAND

LEWIS CARROLL

RELATION
BODY - SPACE

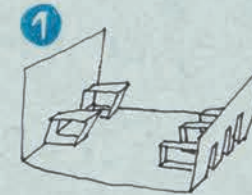




CREATE NEW and UNEXPECTED SCULPTURES

ARTIST MONIKA SOSNOWSKA WORKS WITH SMALL PAPER MODELS TO CREATE HER SCULPTURES.

Use these examples to create your own sculptures. You can use these drawings as models or create others.



- CUT OUT THE RECTANGLE.
 - FOLD ALONG THE DOTTED LINES.
 - CUT ALONG SOLID LINES.
 - FOLD THESE STRIPS BACKWARDS.
 - WHEN YOU OPEN THE SHEET OF PAPER, PUSH THE STRIPS IN THE OPPOSITE DIRECTION.

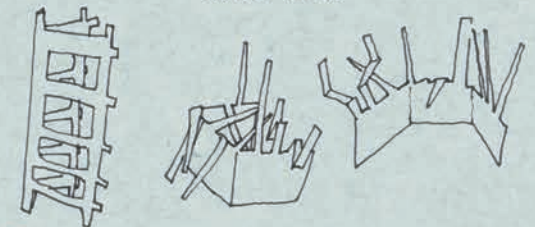
Use this type of cut on another paper, changing sizes and making the sculpture more complex.

- CUT OUT THESE FIGURES AS YOU WISH AND TURN THEM INTO SCULPTURES.

THE ARTIST USES THE FOLLOWING ACTIONS TO CREATE HER SCULPTURES. TRY SOME OF THEM.

DISTORT WET TWIST
SHRINK RIP FOLD

some ideas:



- CONTINUE THE DRAWING just like Alice, who shrinks or grows up to fit into a new place, this artist also plays with scale of things.

Draw people and stuff playing with their sizes.

WHAT CAN YOU SEE THROUGH THE WINDOWS?